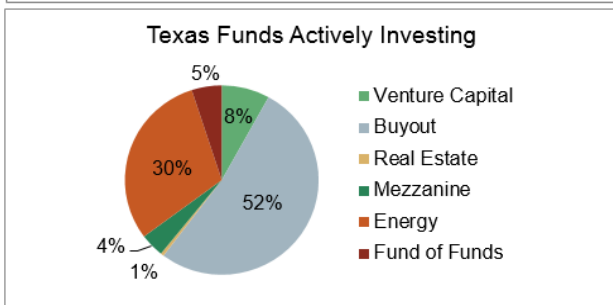
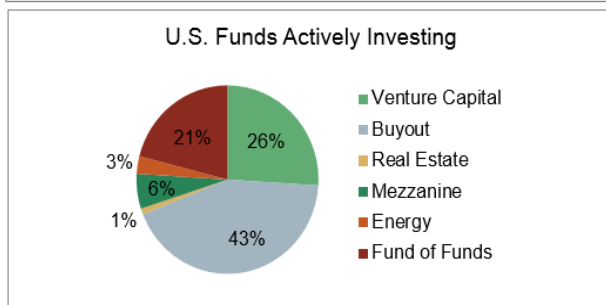
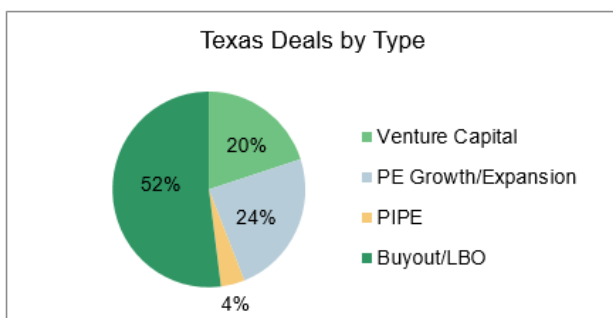
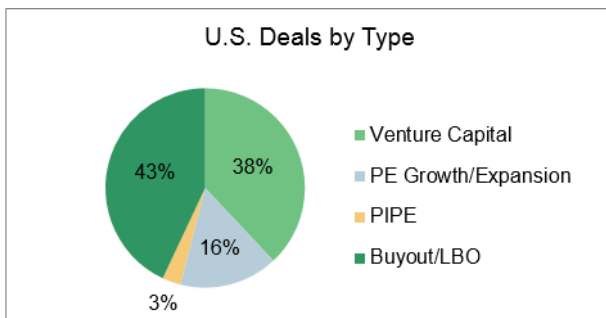
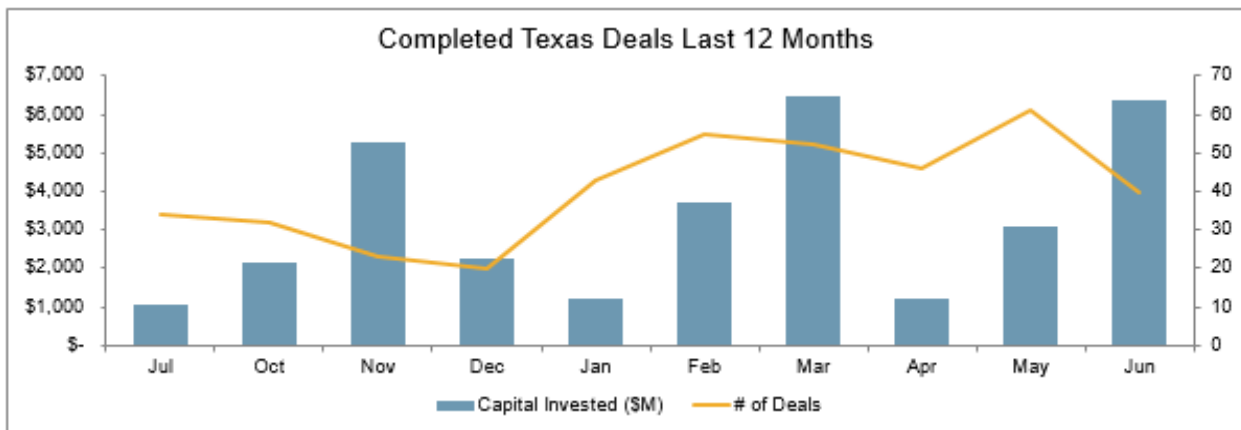


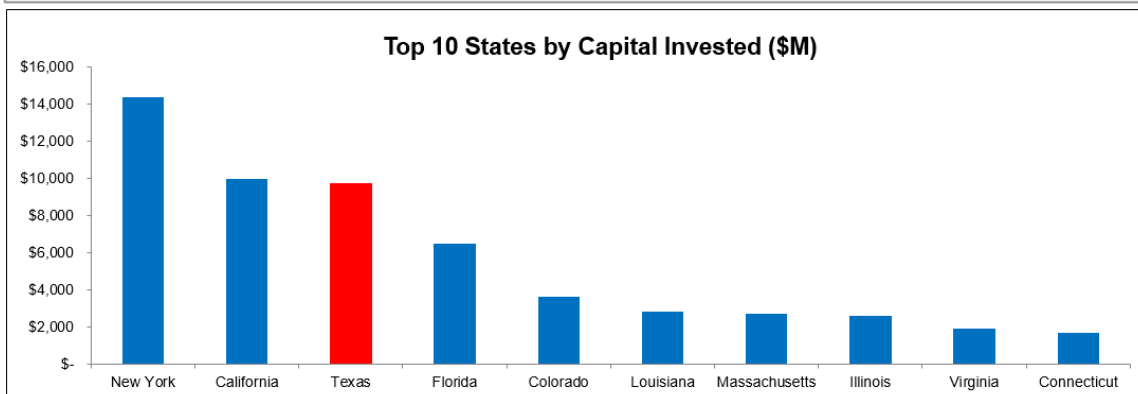
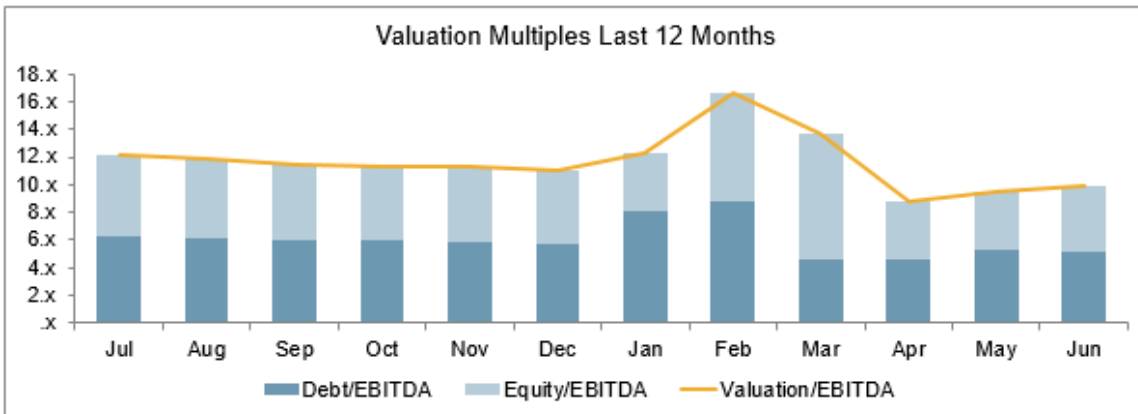
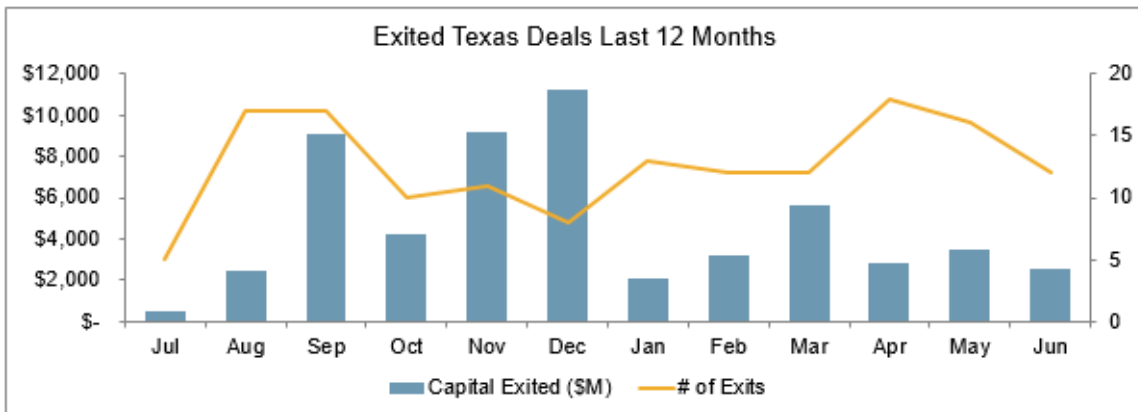
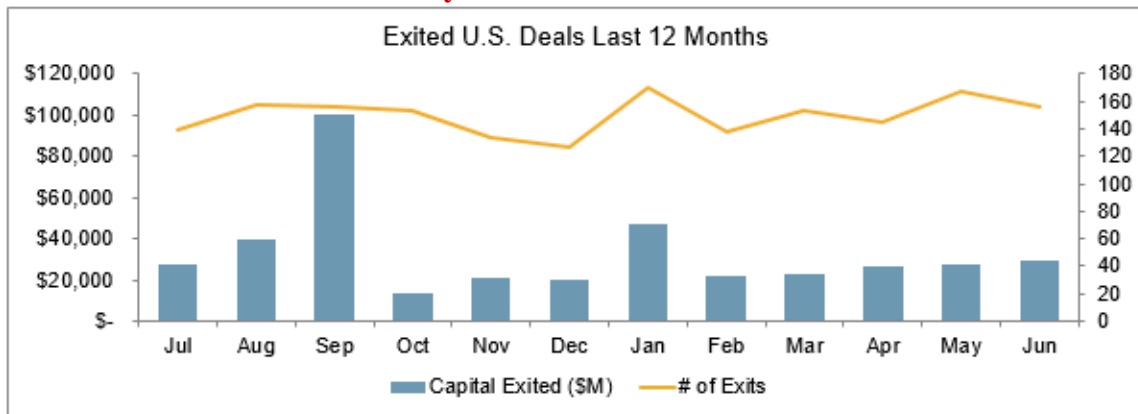


U.S. & Texas Fund and Deal Activity



Source: PitchBook

**U.S. & Texas Fund and Deal Activity**



Source: PitchBook

**Largest Texas Metro Based Investors and Funds (\$M)**

| Austin Metro Based LP's by AUM                    |           |
|---|-----------|
| Teacher Retirement System of Texas                | \$139,700 |
| General Electric Pension Trust                    | \$48,335  |
| University of Texas Investment Management Company | \$40,300  |
| Texas Permanent School Fund                       | \$37,280  |
| Texas County & District Retirement System         | \$27,000  |
| Employees Retirement System of Texas              | \$26,700  |
| Texas Municipal Retirement System                 | \$26,064  |
| University of Texas System Endowment              | \$24,203  |
| Permanent University Fund                         | \$17,922  |
| National Western Life Insurance Company (NWLI)    | \$11,352  |

| Austin Metro Based Funds by AUM |          |
|---------------------------------|----------|
| Vista Equity Partners           | \$30,000 |
| Austin Ventures                 | \$3,900  |
| SXSW Accelerator                | \$3,100  |
| Peak Rock Capital               | \$702    |
| Tritium Partners                | \$700    |
| Escalate Capital Partners       | \$624    |
| Dell Technologies Capital       | \$475    |
| AIC Ventures                    | \$405    |
| PTV Healthcare Capital          | \$400    |
| CenterGate Capital              | \$350    |

| Dallas Metro Based LP's by AUM      |           |
|-------------------------------------|-----------|
| AT&T (T)                            | \$402,975 |
| ExxonMobil (XOM)                    | \$346,808 |
| Travelers Companies (TRV)           | \$71,506  |
| SBC Master Pension Trust            | \$57,411  |
| American Beacon Advisors            | \$53,800  |
| AT&T Pension Benefit Plan           | \$50,542  |
| Tenet Healthcare (THC)              | \$24,474  |
| Southwest Airlines (LUV)            | \$22,447  |
| Exxon Mobil Non US Corporate Plan   | \$19,040  |
| Blue Cross and Blue Shield of Texas | \$17,661  |

| Dallas Metro Based Funds by AUM |          |
|---------------------------------|----------|
| Lone Star Funds                 | \$70,000 |
| Markpoint Venture Partners      | \$35,000 |
| Luther King Capital Management  | \$13,700 |
| NGP Energy Capital Management   | \$11,148 |
| Dallas Angel Network            | \$2,503  |
| Energy Spectrum Capital         | \$2,035  |
| Kainos Capital                  | \$1,753  |
| Sevin Rosen Funds               | \$1,725  |
| Tailwater Capital               | \$1,700  |
| Newstone Capital Partners       | \$1,665  |

| Houston Metro Based LP's by AUM                              |           |
|--|-----------|
| American General Life Insurance Company                      | \$166,711 |
| Texas Association of Public Employees Retirement Systems     | \$89,000  |
| Schlumberger (SLB)   | \$76,175  |
| United States Life Insurance Company in the City of New York | \$28,610  |
| ExxonMobil Savings Plan                                      | \$22,139  |
| AGC Life Insurance Company                                   | \$14,757  |
| Shell Pension Plan   | \$12,052  |
| ExxonMobil Pension Plan                                      | \$11,375  |
| Dynegy (DYN)   | \$11,232  |
| Shell Provident Fund   | \$9,830   |

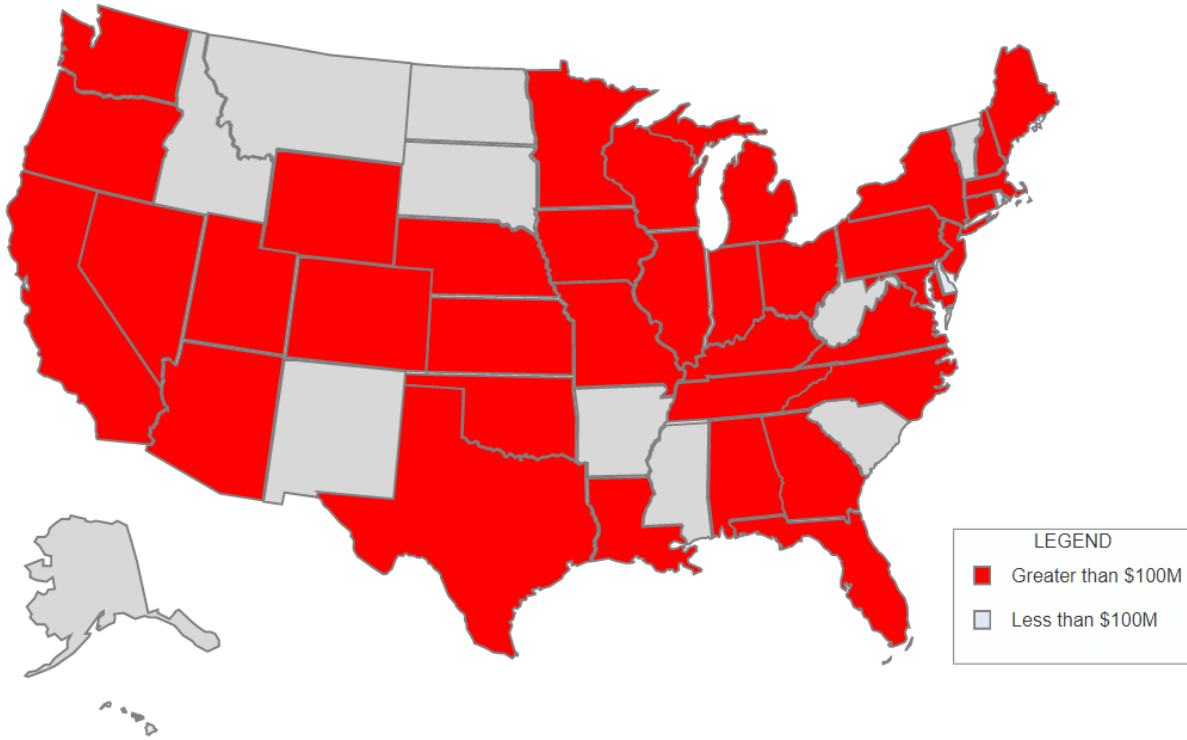
| Houston Metro Based Funds by AUM |          |
|----------------------------------|----------|
| EnCap Investments                | \$20,691 |
| The Energy & Minerals Group      | \$16,200 |
| Quantum Energy Partners          | \$9,482  |
| Lime Rock Partners               | \$7,200  |
| EnerVest                         | \$7,000  |
| Ridgewood Energy                 | \$5,000  |
| Main Street (MAIN)               | \$3,500  |
| CRG                              | \$3,000  |
| White Deer Energy                | \$2,210  |
| The Sterling Group               | \$2,200  |

| San Antonio Metro Based LP's by AUM    |           |
|--|-----------|
| United Services Automobile Association | \$147,519 |
| USAA Casualty Insurance Company        | \$10,315  |
| USAA General Indemnity Company         | \$4,001   |
| San Antonio Fire & Police Pension Fund | \$2,800   |
| H-E-B Brand Savings & Retirement Plan  | \$1,962   |
| Argonaut Insurance Company             | \$1,708   |
| Colony Insurance Company               | \$1,495   |
| U.S. Army NAF Employee Retirement Plan | \$1,343   |
| Trinity University Endowment           | \$762     |
| East Family Wildlife Foundation        | \$701     |

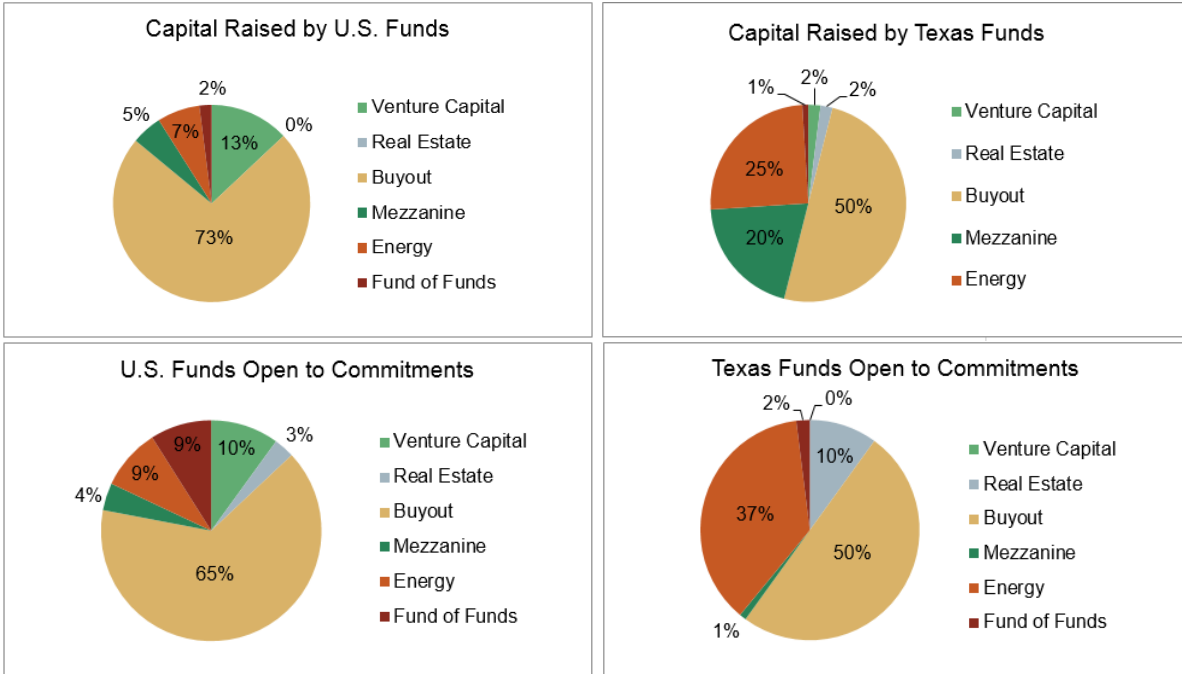
| San Antonio Metro Based Funds by AUM |         |
|--------------------------------------|---------|
| EnCap Flatrock Midstream             | \$6,500 |
| First Capital Group                  | \$150   |
| Scaleworks                           | \$60    |
| Targeted Technology                  | \$55    |
| Geekdom Fund                         | \$23    |

Source: PitchBook

**U.S. States Private Equity Activity by Deal Value**  
**States with 2Q PE Deals Greater than \$100M**



**U.S. & Texas Private Equity & Venture Capital Fundraising**



*This summary is for information purposes only and does not constitute an offer to sell or a solicitation of an offer to buy any securities and may not be used or relied upon in connection with any offer or sale of securities. The information and statistical data contained herein have been obtained from sources that we believe to be reliable but in no way are warranted by us as to accuracy or completeness. All data copyright PitchBook Data, Inc.©*

Source: PitchBook